

## DALI SENSOR LS/PD LI G2

DALI SENSOR LS/PD LI G2 | Sensors



### Areas of application

- Suitable for indoor applications
- Installation in office luminaires
- Suitable for floor standing luminaires in combination with an application controller
- Ceiling installation via LS/PD CI KIT or LS/PD AP KIT possible

### Product family benefits

- Small housing design
- Frames for different mounting types for luminaires
- DALI-2 certified
- DALI Bus powered (No mains connection necessary)
- Multiple sensors connectable to the same DALI line
- Presence detection angle adjustable between 40...90° via integrated shutters
- Integretable in light- and building management systems supporting DALI-2 sensors

### Product family features

- Light and presence sensor for luminaire installation
- Presence detection via passive IR element
- Light sensor operating range: 20...800 lx (measured at sensor)
- Mounting height: 2...5 m
- Function indicator with two-color LED

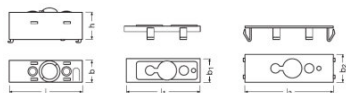
## Product datasheet

### Technical data

#### Electrical data

Required DALI current (typical)	6 mA
Peak DALI current	16 mA
Maximum start-up time (DALI)	600 ms

#### Dimensions & weight



Length	48.0 mm
Width	15.0 mm
Product weight	10.00 g

#### Temperatures & operating conditions

Ambient temperature range	-20...+50 °C
---------------------------	--------------

#### Capabilities

Dimmable	No
Dimming interface	DALI-2
Maximum installation height	5 m
Detection area	6 m
Detection angle	80 °
Operating range, light sensor	20...800 lx
Type of installation	Ceiling integration/Luminaire integration

#### Certificates & standards

Type of protection	IP20
--------------------	------

#### Logistical data








Commodity code	903180800000
----------------	--------------

## Product datasheet

### Equipment / Accessories

- Attachable mounting frame for luminaire mounting from inside and outside

### Download Data

File	
	User instruction DALI2 SENSOR LSPD LI
	Declarations of conformity DALI G2 CE 4202657 190320
	Declarations of conformity DALI Sensor Coupler G2 CE 4202872 EN 01 160920
	CAD data DALI SENSOR LS PD LI G2 IGS 110820
	CAD data DALI SENSOR LS PD LI G2 STEP 110820
	CAD Data 2-dim DALI SENSOR LS PD LI G2 2PDF 110820
	CAD data 3-dim DALI SENSOR LS PD LI G2 3PDF 110820

### Logistical Data

Product code	Product description	Packaging unit (Pieces/Unit)	Dimensions (length x width x height)	Volume	Gross weight
4062172072069	DALI SENSOR LS/PD LI G2	Shipping carton box 25	223 mm x 197 mm x 179 mm	7.86 dm <sup>3</sup>	1187.00 g

The mentioned product code describes the smallest quantity unit which can be ordered. One shipping unit can contain one or more single products. When placing an order, for the quantity please enter single or multiples of a shipping unit.

### Disclaimer

Subject to change without notice. Errors and omission excepted. Always make sure to use the most recent release.